


BASIC STRUCTURE DIAGRAM

[German Infantry Division 1944]



This is a publication of Sturmpanzer.com and is intended as an informative publication and research aid.

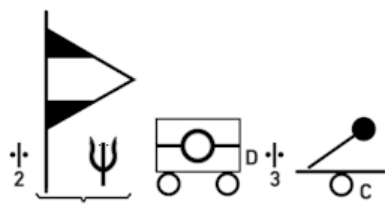
Grundgliederung [Basic Structure]

Infantry Division 1944¹

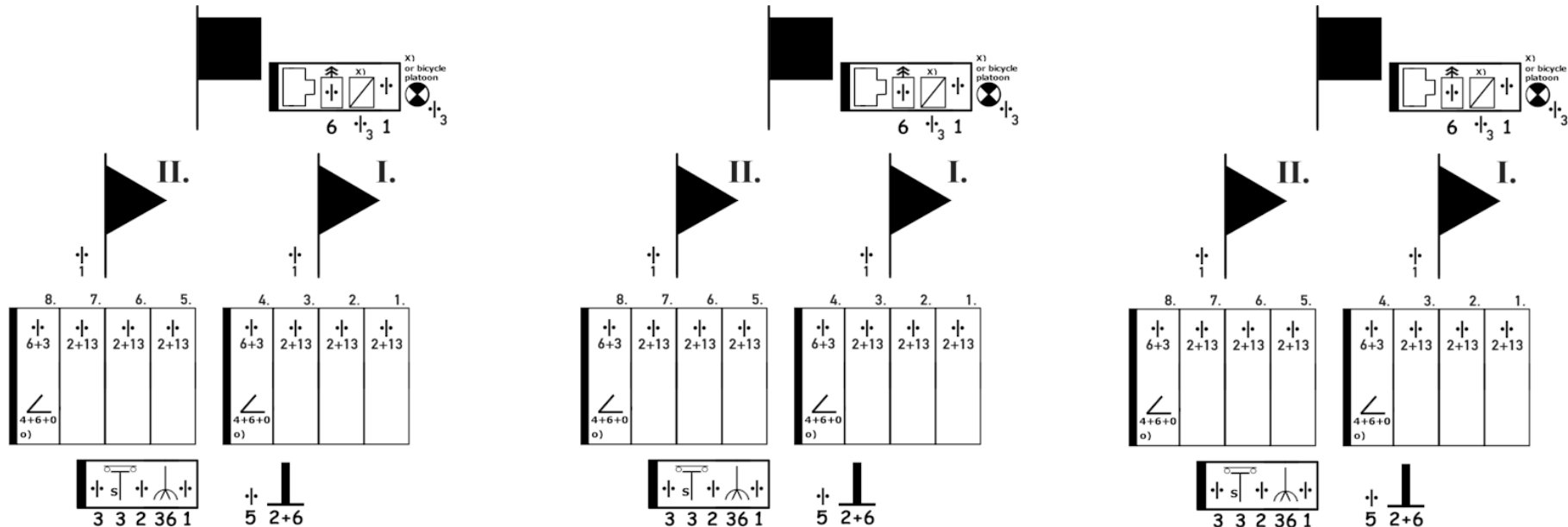
The organization basic structure diagram is basically all the KStN represented in tactical symbol form. Typically each battalion or regiment is represented within its own area. The layout tends to be more or less typical for all division types.

The sheet below has been setup as an 11 x 17 document and should be printed in these dimensions for the best results. It can also be printed on 8.5 x 11 but some of the smaller writing may be difficult to read.

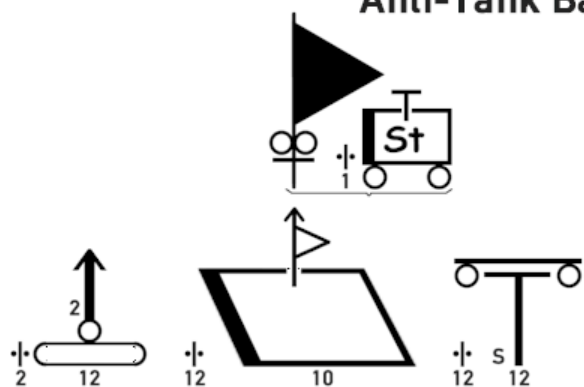
¹ OKH/Gen.St.d.H./Org.Abt. Nr.I/16000/44 g.Kdos.v.4.3.44



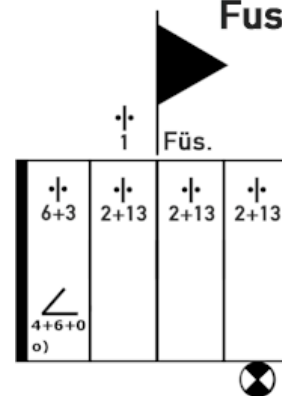
Infantry



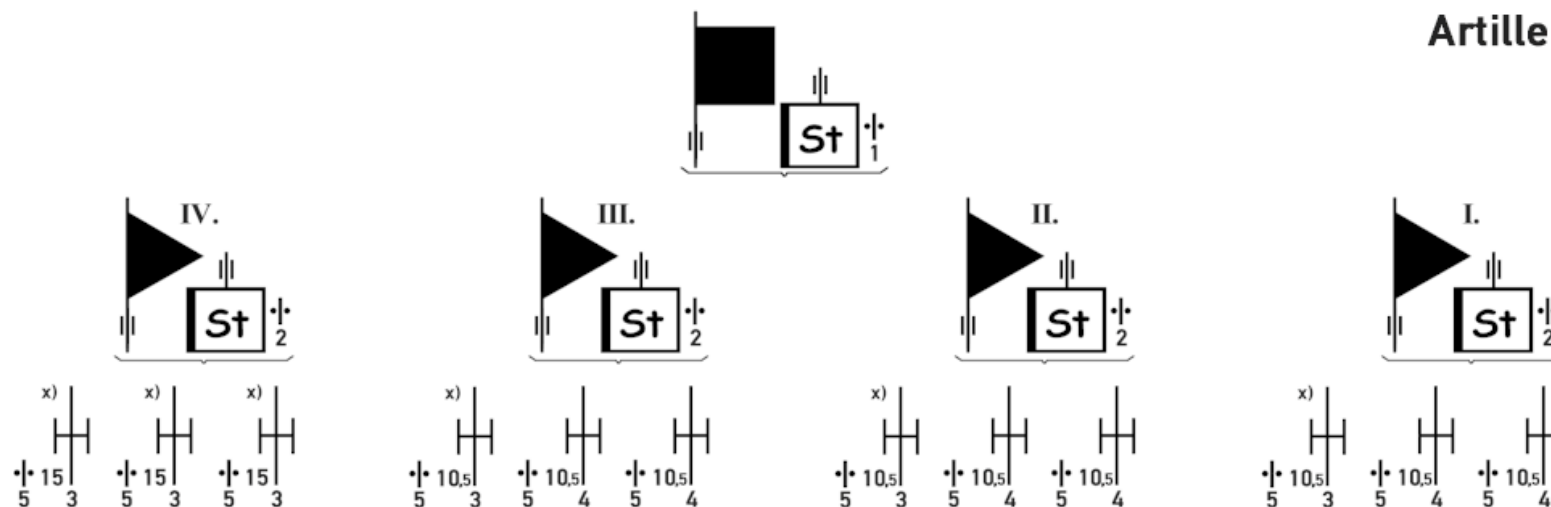
Anti-Tank Battalion



Fusilier Battalion

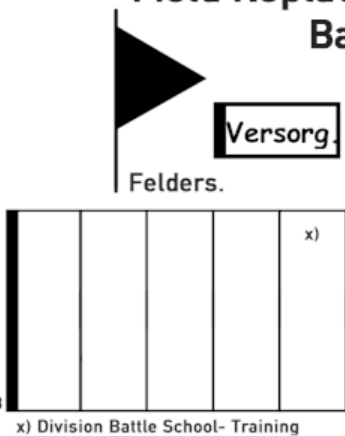


Artillery Regiment

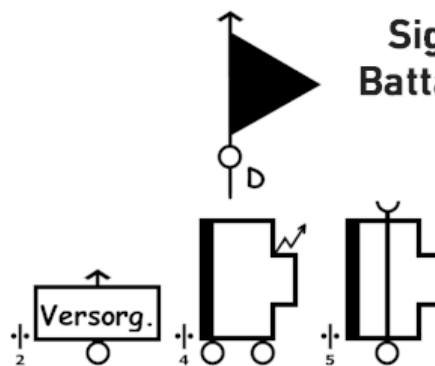


Field Replacement Battalion

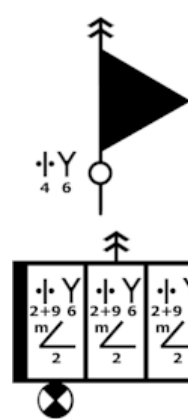
Authorized Weapons:
 50 light MG's
 12 heavy MG's
 6 med. mortars
 4 hvy mortars
 1 lght Inf. Gun
 1 med. AT gun
 1 hvy AT gun
 1 2cm AA gun
 2 flamethrowers
 1 lght field howt. 18



Signals Battalion

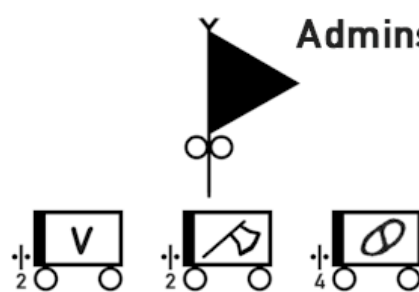


Engineer Battalion

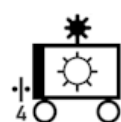


Supply Regiment

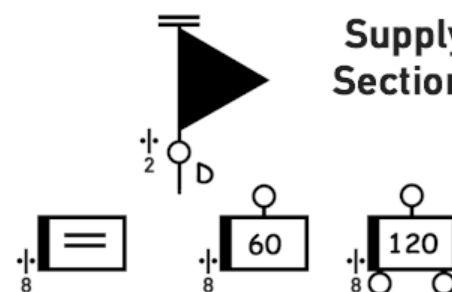
Administrative Section



Vehicle Repair Section



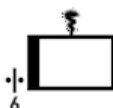
Supply Section



Field Post Office



Veterinary Section



Medical Section

⊗ with decontamination platoon

